

Tilt Switch

Model : SS-43 Series

Explanation

Tilt Switch Probes is an electro mechanical tilt switch, whose main purpose is to control the presence, absence or density of the bulk material during flow of flowing materials. It is also used as an electro-mechanical inclination switch for point detection and feeding loss detection in conveyor belts.

Probe option consists of two different models, SS model has a stainless steel body. CB model is used in accordance with complete casting and heavy conditions. It can be operated with the help of a control unit for control or directly integrated in the system, depending on demand.

Features

Weight : 0,35
Protection Class : IP68
Certificate : CE
Contact Values : 12,5A - 120VAC / 5 ohm

Application

High Level Control For Silos and Feed Hoppers (Dry Bulk Materials or Liquids)
Flow / No-Flow Detector
Plugged Chute Detector
Belt tracking indication

Technical Specifications

Model	Tilt Angle	Temperature Degree	Explanation
SS-43	360° de 35°	-40°C+80°C	Stainless Steel Body
SS-43HT	360° de 35°	-40°C...+190°C	Stainless Steel Body - High Temperature Resistance
SS-43-KCT-601	360° de 35°	-40°C+80°C	Stainless Steel Body + Ball Float
SS-43-KCT-101	360° de 35°	-40°C+80°C	Stainless Steel Body + Extension Panel
SS-43HT-KCT-601	360° de 35°	-40°C...+190°C	Stainless Steel Body - High Temperature Resistance + Ball Float
SS-43HT-KCT-101	360° de 35°	-40°C...+190°C	Stainless Steel Body + High Temperature Resistance + Extension Panel
SS-43-B1	360° de 20°	-40°C+80°C	Stainless Steel Body + 20 ° Angle +Mercury Free
SS-43HT-B1	360° de 20°	-40°C...+190°C	Stainless Steel Body + High Temperature Resistance +20 ° Angle + Mercury Free
SS-R43	360° de 20°	-40°C+80°C	Stainless Steel Body +20 ° Angle + Mercury
SS-R43HT	360° de 20°	-40°C...+190°C	Stainless Steel Body - High Temperature Resistance +20 ° Angle + Mercury
SS-43-C1	360° de 35°	-40°C+80°C	Stainless Steel Body + Cable Protection Steel Tubing
SS-43-C2	360° de 35°	-40°C+80°C	Stainless Steel Body + Cable Protection Spiral Pipe
SS-43HT-C1	360° de 35°	-40°C...+190°C	Stainless Steel Body + High Temperature Resistance + Cable Protection Steel Tubing
SS-43HT-C2	360° de 35°	-40°C...+190°C	Stainless Steel Body + High Temperature Resistance + Cable Protection Spiral Pipe


Cable length 3.3mt'dir.



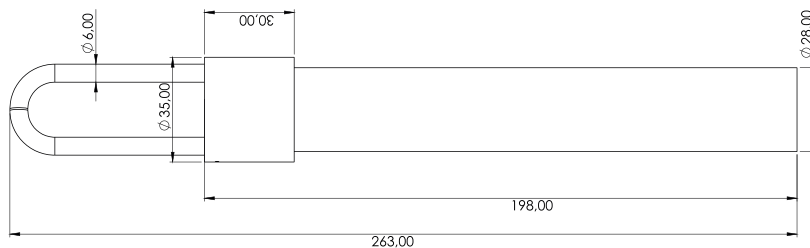
SS-43C1
Protection Cable Tilt Switch



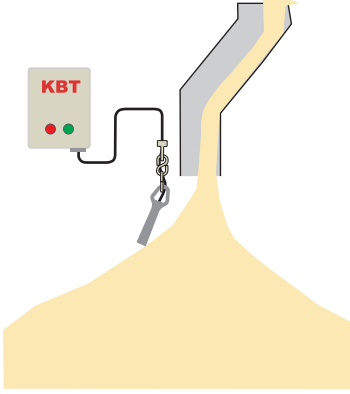
SS-43
Unprotected Cable Tilt Switch



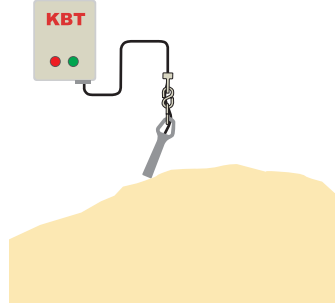
SS-43HTC2
High Temperature Resistance Cable Protection
Tilt Switch



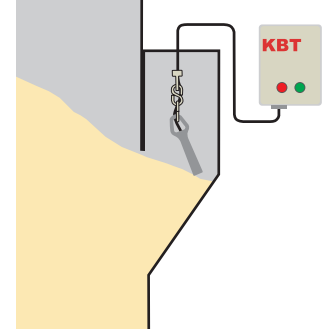
Types of Applications



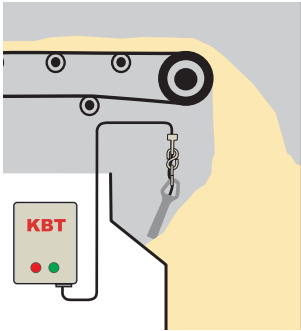
High Level



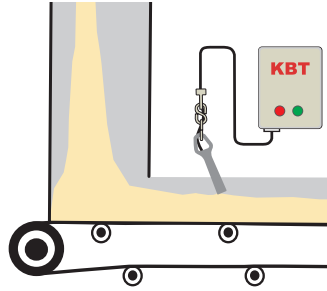
High Pile



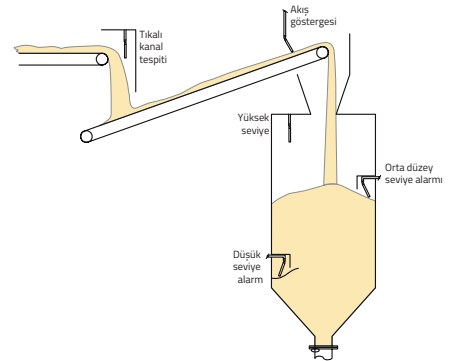
Low Level



Plugged Chute



Material Flow

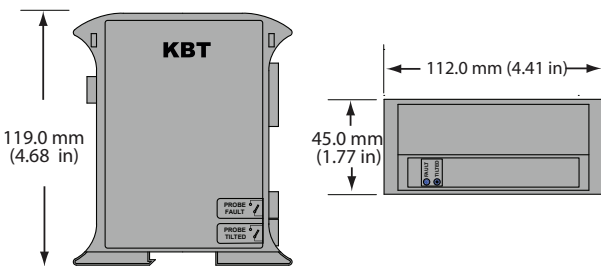


General Application

Control Panel Specifications

Entry	All Models	115/230 VAC, 50/60 HZ
Alarm Contact	KT20-P / KT25-DIN	(2)SPDT-10Amp@115/230VAC, 7Amp@30VDC non-inductive (1) NO-2AMP@115/230VAC,3Amp@20VDC
Fault Contact	All Models	(1) NO- 2AMP rated for. 115/230VAC@24VDC
Delay Time	All Models	It can be set to 1,2,4 and 6 seconds.
Temperature	All Models	-40°C (-40°F) +50°C (+122°F)
Protection	KT20-P / KT25-DIM	IP65 (NEMA 4) / IP20 (NEMA 1)
Certificate	All Models	CE
Hazard Zone Usage	Awaiting Approval	

KT25-DIN Mounting Dimensions



KT20-P Mounting Dimensions

